





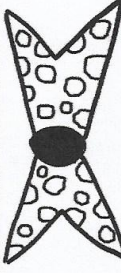










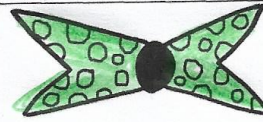






Logique; compléter un tableau à double entrée

Découpe et colle les noeuds papillon dans le tableau en faisant attention aux formes et aux couleurs des noeuds

Ecole de Chrys

Noeuds à découper



Graphisme: décore le papillon avec les signes graphiques proposés

